

Beverley School

Beverley School



JK-8

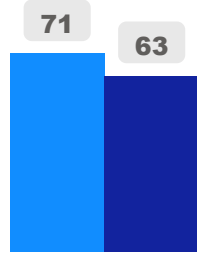
Elementary

Ward 10

Chris Moise

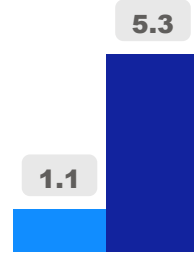
Building Age

● Building Age ● Avg Building Age By Panel



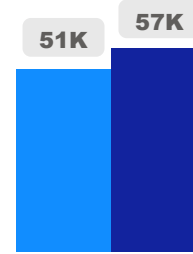
Site Size

● Site Size (Ac) ● Avg Site Size By Panel

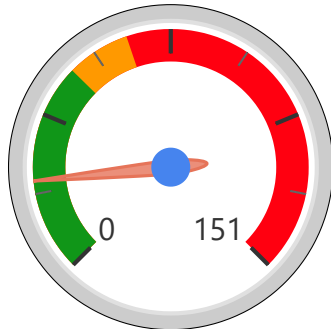


Facility Size

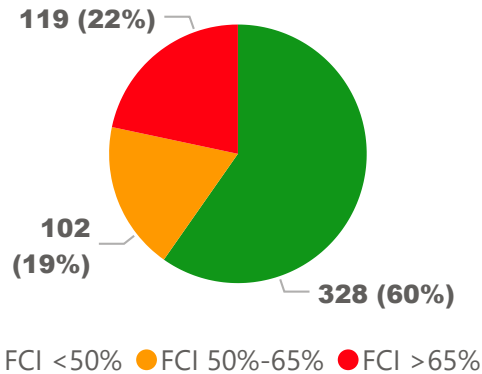
● Facility Size (Sf) ● Avg Facility Size By Panel



Current FCI

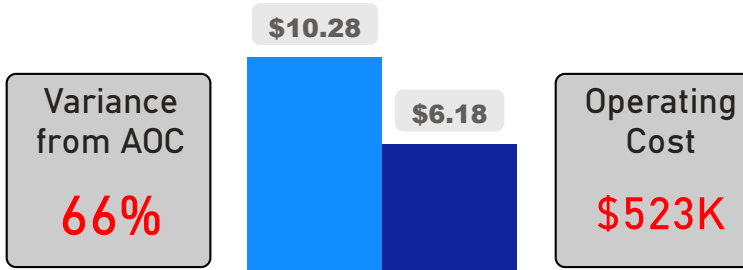


System FCI



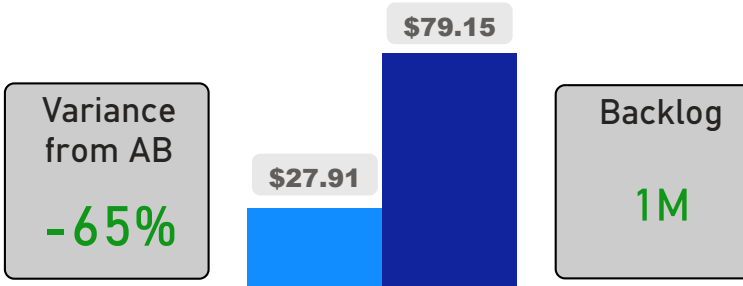
Operating Cost Per Square Foot

● Operating Cost/Sf ● Average Operating Cost (AOC)/Sf



Backlog Per Square Foot

● Backlog/Sf ● Average Backlog (AB)/Sf



117

School Capacity

72

Enrollment

62%

2020 Utilization Rate

74

2025 Proj Enrollment

63%

2025 Utilization Rate

